



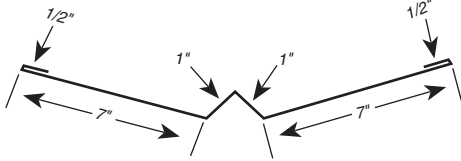
Ryerson Tull
Metal Building
Products

3136 NW 35th Avenue
Portland, Oregon 97210
(503) 295-8449
1-800-873-7613
Fax (503) 295-6295

RY-LOCK TRIM

* All Items 10'6" Lengths • Custom Dimensions Available

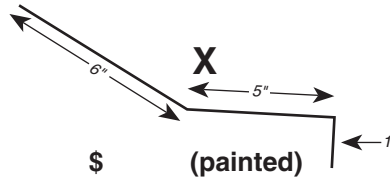
10 - W-VALLEY



\$ (painted)

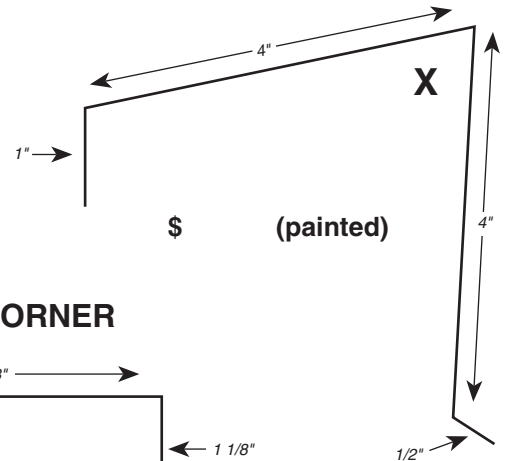
11 - PITCH CHANGE*

(dimension will vary depending upon the pitch of the roof)



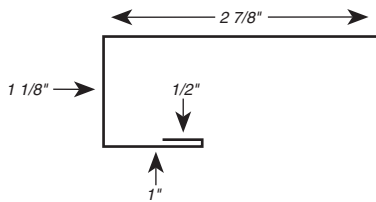
\$ (painted)

12 - CLEARSTORY



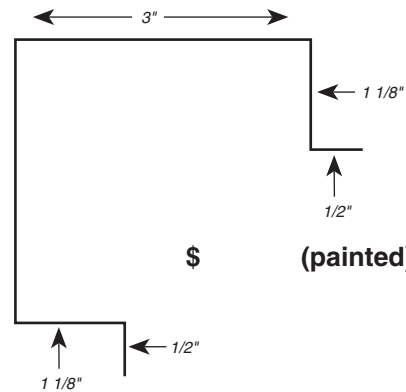
\$ (painted)

13 - "C" FLASHING



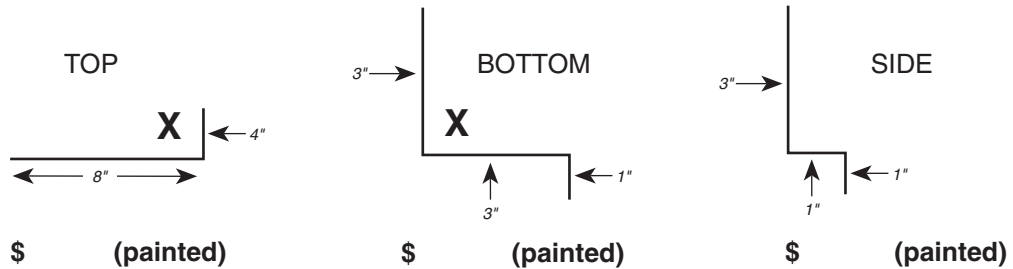
\$ (painted)

14 - CORNER



\$ (painted)

15 - CHIMNEY or SKYLIGHT FLASHING



\$ (painted)

\$ (painted)

\$ (painted)

All Ry-lock flashings are made for the particular job. We must know the pitches of the roof requiring the flashings marked with the X before they can be made.

PRICES FOB: _____

**PRICES SUBJECT TO CHANGE WITHOUT NOTICE
ALL MATERIAL SUBJECT TO PRIOR SALE**



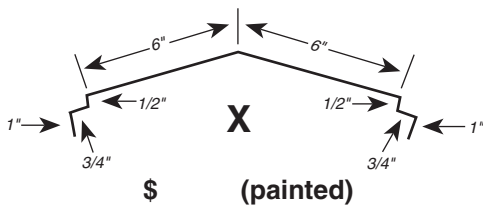
Ryerson Tull
Metal Building
Products

3136 NW 35th Avenue
Portland, Oregon 97210
(503) 295-8449
1-800-873-7613
Fax (503) 295-6295

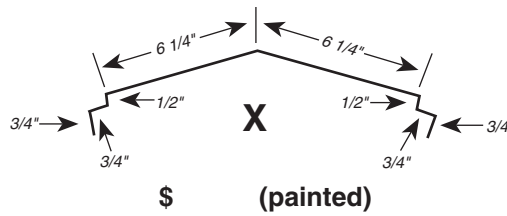
RY-LOCK TRIM

* All Items 10'6" Lengths • Custom Dimensions Available

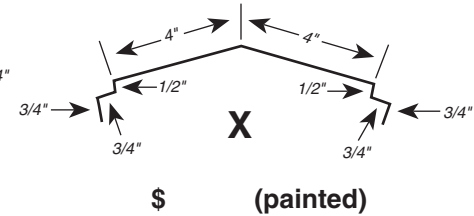
1 - STANDARD RIDGE



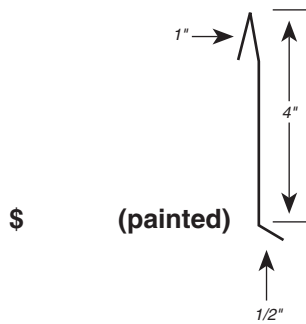
2 - VENTED RIDGE



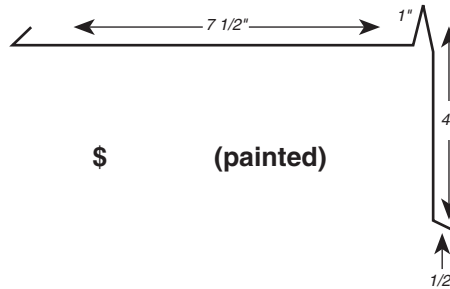
3 - HIP RIDGE



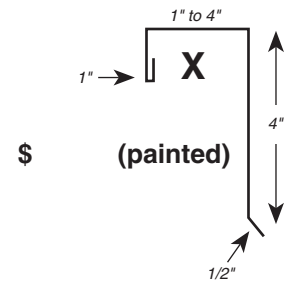
4 - GABLE TRIM



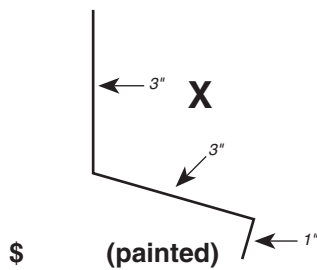
5 - SWEEP WING GABLE TRIM



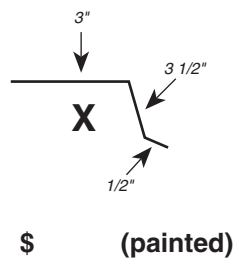
6 - COMPENSATING GABLE



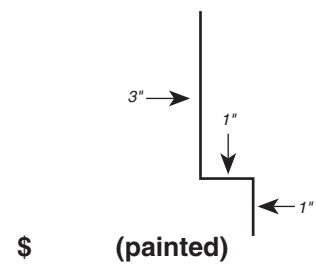
7 - ENDWALL



8 - EAVE TRIM



9 - SIDE WALL



PRICES FOB: _____

PRICES SUBJECT TO CHANGE WITHOUT NOTICE
ALL MATERIAL SUBJECT TO PRIOR SALE