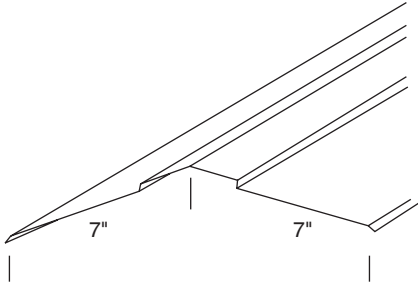




**Ryerson Tull**  
*Metal Building  
 Products*

3136 NW 35th Avenue  
 Portland, Oregon 97210  
 (503) 295-8449  
 1-800-873-7613  
 Fax (503) 295-6295

**BUILDING TRIM – GR5 & GR7**



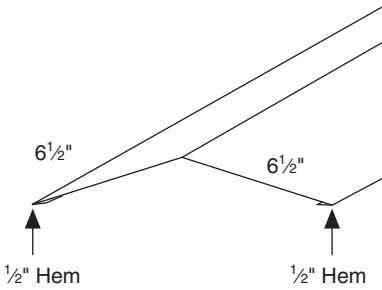
**14" RIDGE 10'6"**

**GALVANIZED  
 PRICE**

**PAINTED  
 PRICE**

\$

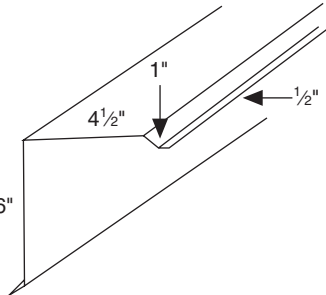
\$



**CABIN RIDGE 10'6"**

\$

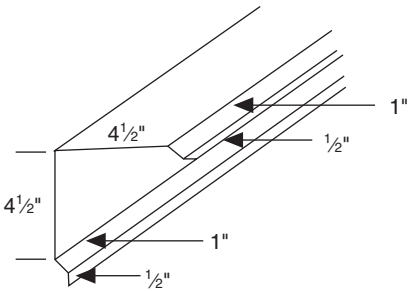
\$



**6" GABLE 10'6"**

\$

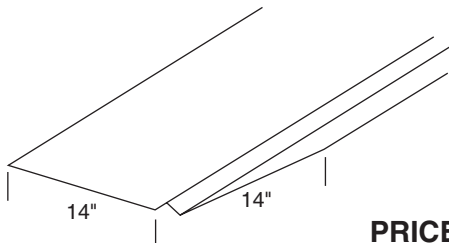
\$



**OUTSIDE CORNER 10'6"**

\$

\$



**W VALLEY 10'6"**

\$

\$

PRICES FOB: \_\_\_\_\_

**PRICES SUBJECT TO CHANGE WITHOUT NOTICE  
 ALL MATERIAL SUBJECT TO PRIOR SALE**



**Ryerson Tull**  
*Metal Building  
 Products*

3136 NW 35th Avenue  
 Portland, Oregon 97210  
 (503) 295-8449  
 1-800-873-7613  
 Fax (503) 295-6295

**BUILDING TRIM – GR5 & GR7**

		<b>GALVANIZED PRICE</b>	<b>PAINTED PRICE</b>
	<b>ENDWALL 10'6"</b>	\$	\$
	<b>SIDEWALL 10'6"</b>	\$	\$
	<b>INSIDE CORNER 10'6"</b>	\$	\$
	<b>STYLE C 10'6"</b>	\$	\$
	<b>BASE TRIM 10'6"</b>	\$	\$
	<b>112 EDGE 10'6"</b>	\$	\$

PRICES FOB: \_\_\_\_\_

**PRICES SUBJECT TO CHANGE WITHOUT NOTICE  
 ALL MATERIAL SUBJECT TO PRIOR SALE**



**Ryerson Tull**  
*Metal Building  
 Products*

3136 NW 35th Avenue  
 Portland, Oregon 97210  
 (503) 295-8449  
 1-800-873-7613  
 Fax (503) 295-6295

**BUILDING TRIM – GR5 & GR7**

		<b>GALVANIZED PRICE</b>	<b>PAINTED PRICE</b>
	<b>SD TRACK COVER 10'6"</b>	\$	\$
	<b>DD TRACK COVER 10'6"</b>	\$	\$
	<b>3 X 2 EDGE 10'6"</b>	\$	\$
	<b>3 X 3 EVE/TIP 10'6"</b>	\$	\$
<p>PRICES FOB: _____</p>			

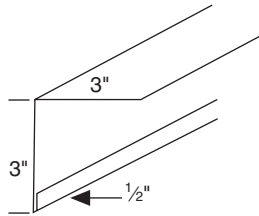
**PRICES SUBJECT TO CHANGE WITHOUT NOTICE  
 ALL MATERIAL SUBJECT TO PRIOR SALE**



**Ryerson Tull**  
**Metal Building**  
**Products**

3136 NW 35th Avenue  
 Portland, Oregon 97210  
 (503) 295-8449  
 1-800-873-7613  
 Fax (503) 295-6295

## BUILDING TRIM – GR5 & GR7



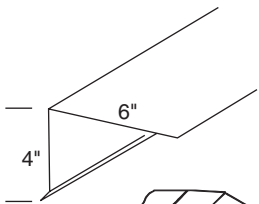
**3 x 3 EVE/HEM 10'6"**

**GALVANIZED  
PRICE**

**PAINTED  
PRICE**

\$

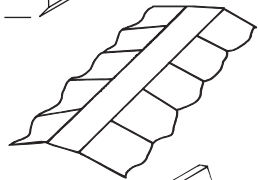
\$



**CABIN NOSING 10'6"**

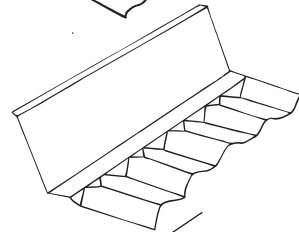
\$

\$



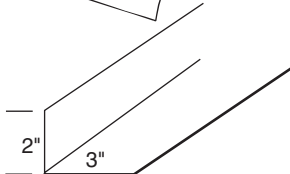
**CORRUGATED RIDGE 2'**

\$



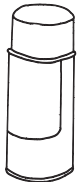
**CORRUGATED ENDWALL 2'**

\$



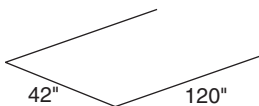
**3 X 2 16GA BASE ANGLE 10'6"**

\$



**13 OZ. CANS SPRAY PAINT  
ALL COLORS AVAILABLE**

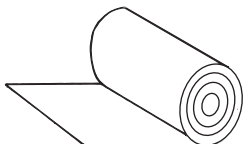
\$



**FLAT SHEET 42" X 120" 28GA**

\$

\$



**ROLL VALLEY 42" X 75' 28GA**

\$

\$

PRICES FOB: \_\_\_\_\_

**PRICES SUBJECT TO CHANGE WITHOUT NOTICE  
ALL MATERIAL SUBJECT TO PRIOR SALE**